

Holden's

A Modern Estate Agent



5 Mendel Drive, Loughborough, LE11 5SE

£300,000

Offering over 1,200 sq ft of well-proportioned accommodation, this larger than average and spacious three double-bedroom semi-detached home is a must-view for a variety of buyers and is set close by to countryside walks and Darwin Park. Complete with open plan living, three double bedrooms, south facing rear garden and a garage with off road parking - what's not to love!

This substantial three double-bedroom semi-detached home offers an exceptional level of space and quality throughout and represents a fantastic opportunity for a wide range of buyers. Thoughtfully arranged over three storeys, the property provides flexible and well-proportioned accommodation ideal for modern family living, professionals, or those seeking generous living and entertaining space.

Upon entering the property, you are welcomed by a spacious entrance hallway that sets the tone for the rest of the home, providing access to a convenient ground floor WC and the main living areas. The heart of the home is the impressive kitchen-diner, offering ample workspace and storage and providing an excellent setting for everyday family life. This space flows seamlessly into a versatile dining and recreation room, perfect for entertaining, relaxing, or use as a playroom or home office. French doors open directly onto the rear garden and patio area, allowing for an abundance of natural light and creating a seamless connection between indoor and outdoor living.

The first floor offers a generously sized living room, enhanced by a Juliet balcony that provides an attractive outlook and further natural light. This level also features a well-proportioned double bedroom and a modern three-piece family bathroom, finished to a good standard and ideal for guests or family use.

Occupying the second floor are two further spacious double bedrooms, both benefiting from their own en-suite shower rooms. These rooms offer excellent privacy and comfort, making them ideal as principal bedrooms, guest suites, or flexible accommodation for older children or home working.

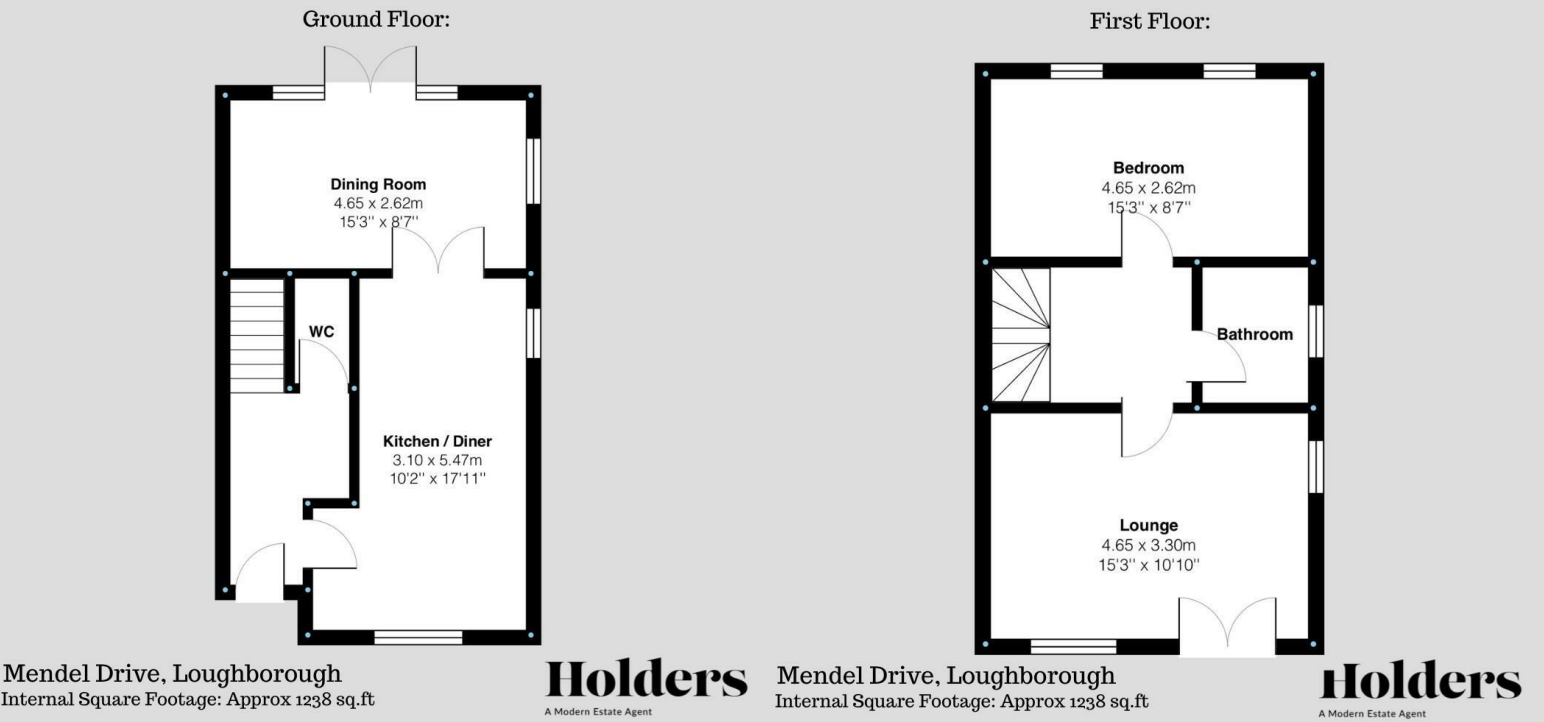
Throughout the property, there is uPVC double glazing and gas central heating, ensuring comfort and efficiency all year round.

Externally, the home continues to impress with a well-maintained south facing rear garden, offering a combination of lawn and patio areas ideal for outdoor dining and relaxation. The property also benefits from a garage and ample parking, with both on-street and off-street options available.

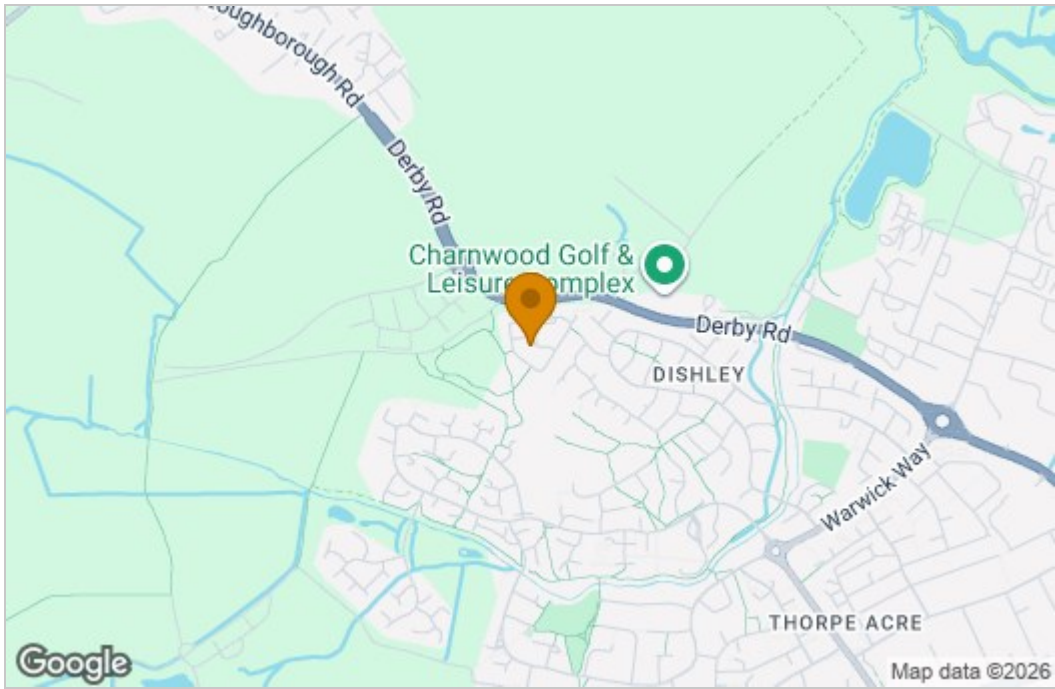
Situated on Mendel Drive in Loughborough, the property enjoys a highly convenient location close to a wide range of local amenities. These include reputable schools for all age groups, a variety of shops and supermarkets, excellent transport links,

major road access, and regular bus routes, making it an ideal choice for commuters and families alike.

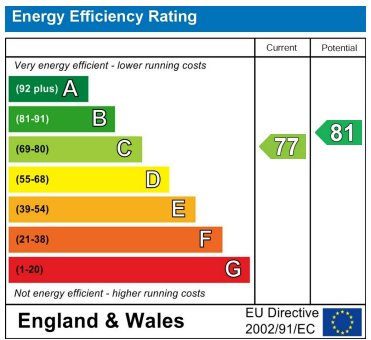
Floor Plan



Area Map



Energy Efficiency Graph



These particulars, whilst believed to be accurate are set out as a general outline only for guidance and do not constitute any part of an offer or contract. Intending purchasers should not rely on them as statements of representation of fact, but must satisfy themselves by inspection or otherwise as to their accuracy. No person in this firms employment has the authority to make or give any representation or warranty in respect of the property.