



Walnut Close | | Yateley | GU46 6DA

Offers Over £365,000

Freehold





## Walnut Close | Yateley | GU46 6DA Offers Over £365,000

Nestled in the charming area of Walnut Close, Yateley, this delightful three-bedroom house offers a perfect blend of comfort and convenience. The well-proportioned layout ensures that each room flows seamlessly into the next, creating a warm and inviting atmosphere throughout the home.


Yateley is known for its friendly community and excellent local amenities, making it an ideal location for families and professionals alike. With nearby parks and recreational areas, residents can enjoy the beauty of nature while still being close to essential services and transport links.

This house in Walnut Close presents a wonderful opportunity for those seeking a comfortable and well-located home. Whether you are looking to settle down or invest, this property is sure to meet your needs. Do not miss the chance to make this charming house your new home.

- Three Bedroom House
- Mid Terraced
- Garage in Block with Off Street Parking
- Separate Dining Room
- Spacious Living Room
- Separate Kitchen with large Range Cooker
- Two Double Bedrooms and One Single
- Private Rear Garden
- End of Chain
- Underfloor Heating in the Kitchen, Bathroom and Porchway







## Property Description

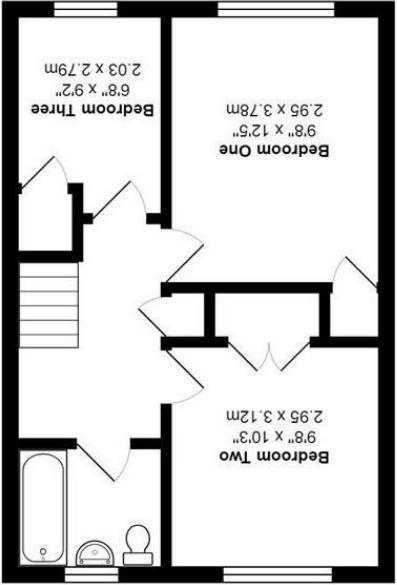
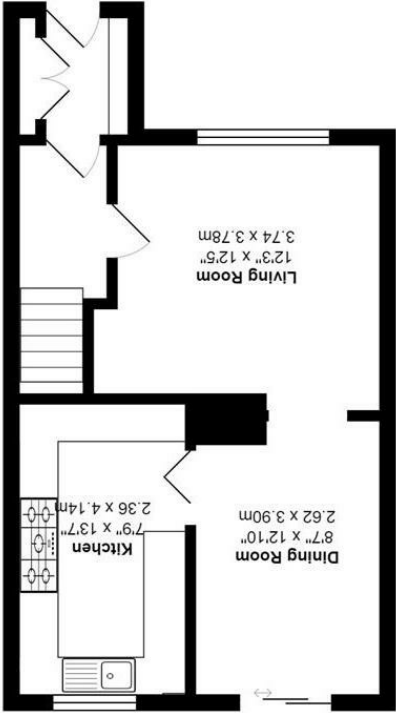
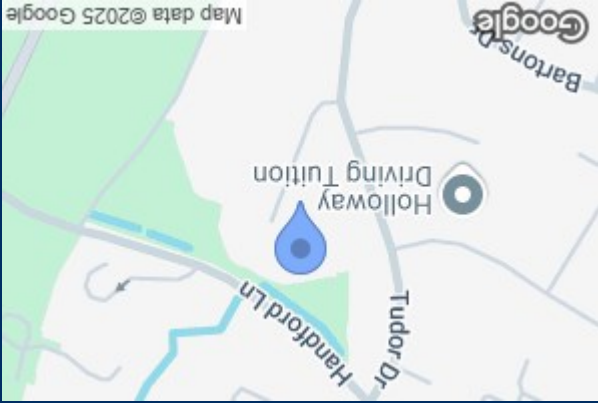
Situated in the sought-after Walnut Close in Yateley, this charming three-bedroom mid-terraced house offers a comfortable and practical living space, ideal for a range of buyers.

The property features two spacious double bedrooms and a single bedroom, making it well-suited for families, couples, or those needing a home office. The modern bathroom is tastefully designed, providing a contemporary and functional space for daily routines. On the ground floor, the house boasts a generously sized living room, creating a welcoming atmosphere for relaxation. Adjacent to this, a separate dining area offers a designated space for family meals or entertaining guests. The kitchen is thoughtfully designed and equipped with a large range cooker, providing plenty of workspace and storage to cater to any culinary needs. This home also benefits from underfloor heating in the kitchen, bathroom and porchway.

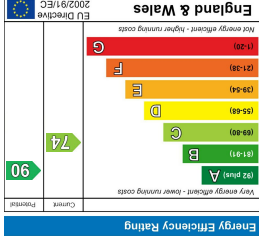
Outside, the property benefits from a private rear garden, ideal for outdoor leisure, gardening, or hosting friends and family. Additionally, the house includes a garage located in a nearby block, with off-street parking available directly in front, adding convenience for residents and visitors.

With the advantage of no onward chain, this property presents a straightforward and timely opportunity for those eager to make it their new home. Combining modern interiors with practical features, it is a wonderful choice for anyone seeking a well-maintained home in a peaceful and convenient location.





Total Area: 1022 ft² ... 95.0 m²  
All measurements are approximate and for display purposes only



35 Plough Road  
Yateley  
Hampshire  
GU46 7UW  
01252 870222  
yateley@waterfords.co.uk