



Maple Gardens | | Yateley | GU46 6JG

£319,950

Freehold

*Waterford's* W  
Residential Sales & Lettings

Maple Gardens |  
Yateley | GU46 6JG  
£319,950

No Onward Chain a three bedroom mid terrace house in need of modernisation in a cul-de-sac Location Close to Yateley Common.

- In need of modernisation
- Three bedrooms
- cul de sac location
- No onward chain
- Two reception Rooms
- Kitchen and family bathroom
- Gas central heating
- Garage in block

## Description

Situated in a quiet cul-de-sac with no through traffic, is this three bedroom mid terrace family home in need of modernisation throughout and the added bonus of NO ONWARD CHAIN. Accommodation comprises dining area, with kitchen with large under stairs storage cupboard, lounge with feature fireplace and views over the rear garden. Upstairs there are three bedrooms and a family bathroom.





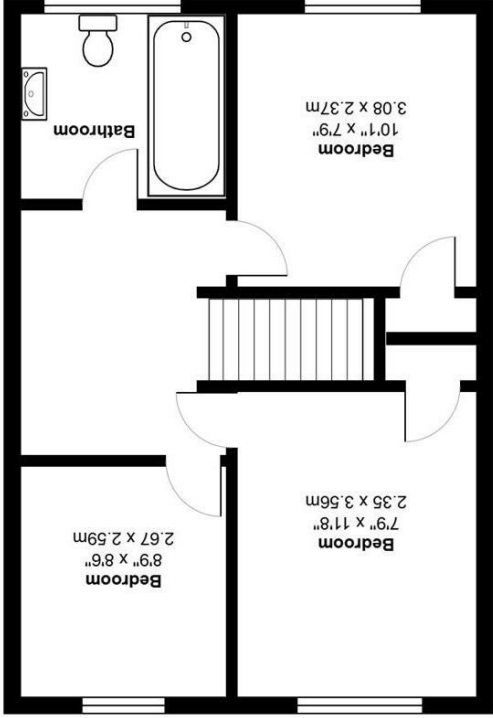
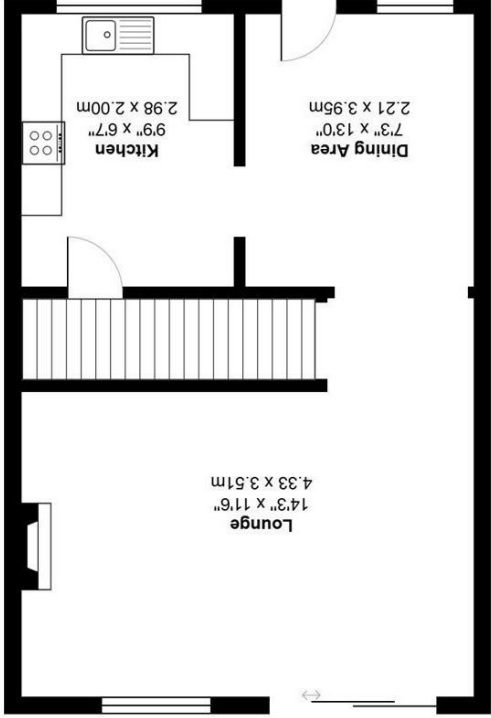
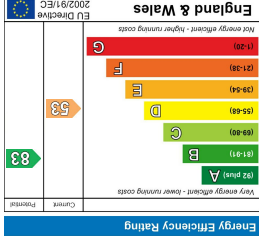
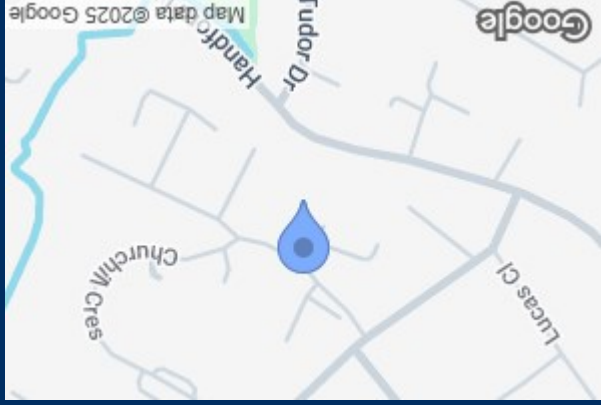
## Location

Located just a short stroll from Yateley Common Country Park – perfect for dog walks and weekend adventures – and close to local pubs, shops, and all the essentials in Yateley village centre.

## Outside

At the rear there is a lawn area with shed enclosed by fencing. The property also benefits from space at the front to convert into parking as well as a garage in a block.





35 Plough Road  
 Yateley  
 Hampshire  
 GU46 7UW  
 01252 870222  
 yateley@waterfords.co.uk